







Subtraction Board Games

FREEBIES



Printable
Math Games
Subtraction within 20

by Games 4 Learning
www.teacherspayteachers.com

Terms of Use

Thank you for downloading this product. I really hope that the children enjoy the games!
All of the pages in this product are copyrighted.
You have permission to copy for use in a single classroom only.



© 2012 Teresa Evans (Revised 2015)
Games 4 Learning

www.teacherspayteachers.com/Store/Games-4-Learning

All rights reserved by author.

Graphics


Thank you to the following talented, graphic artists for creating the graphics used in these games!

© KPM Doodles

www.teachersnotebook.com/shop/kpmdoodles

© Lovin Lit

www.teacherspayteachers.com/Store/Lovin-Lit

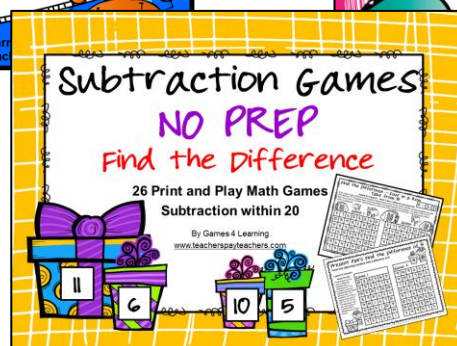



Teacher's Toolkit Design

www.teacherspayteachers.com/Store/Teachers-Toolkit-Design


More fun math games are available from
Games 4 Learning at

www.teacherspayteachers.com/store/Games-4-Learning



Preparing the Games

The game boards can be printed on cardstock or printed on paper and laminated. Alternatively, the games can also be printed on paper or cardstock and put into a sheet protector. Counters and dice are required to play.



Using the Math Board Games

Math Centers – The games are ideal for a math center activity. Have the children read the instructions themselves if possible as this is a great reading comprehension activity.

Whole Class Game - Enlarge the games on a copier and they can be used as a whole class game. The class can sit in a circle on the floor around the board and play in teams or the game board can be attached to a pin board or whiteboard. This method can be used to demonstrate how the game is played.


Display on Smart Board - The games can also be projected onto your smart board and the class can be broken into 2 or 4 teams to play. This method can be used to demonstrate how a game is played.

Homework – The games are also ideal for homework. It is a fun alternative to regular homework and parents can be involved in playing the game with their children. This is really popular with the kids and the parents.

Fast Finisher – The games can also be used as an activity for those children who finish their work early. Keep the games in a box or on a shelf where the children can access them when they finish their work.

Peer Tutoring - These games are a great activity for students to use to help each other. Pair a weaker student with a stronger student so students can 'tutor' others.

Students as Teachers - A really worthwhile activity is to have children learn a game and then teach it to others. Teaching others how to play is a great communication activity.



Buddy Class Activity - The games are also ideal as a buddy class activity. Have the younger students 'teach' their older buddies how to play the game.




start

13-4

12-8

10-2




11-9

13-6


19-10

Dinosaur Subtraction Game

a game for 2 - 4 players
Need: counters, dice



14-6



8-7

12-6

3

10

5

15-9

11-7

2

4

7

13-10

11-1



8

9

1

15-5

16-9



6

7

8


9

5

13-8

4-3


Each player puts a counter on Start. Players take turns to roll the dice, move forward that many spaces, answer the subtraction, then cover the answer on a circle with a counter. If the number is covered the player doesn't cover any number on this turn. If a player lands on a dinosaur, they can cover a number of their choice. The winner is the player who covers the last circle.



13-8

10-6

10-8




14-7

11-8

17-9

14-5



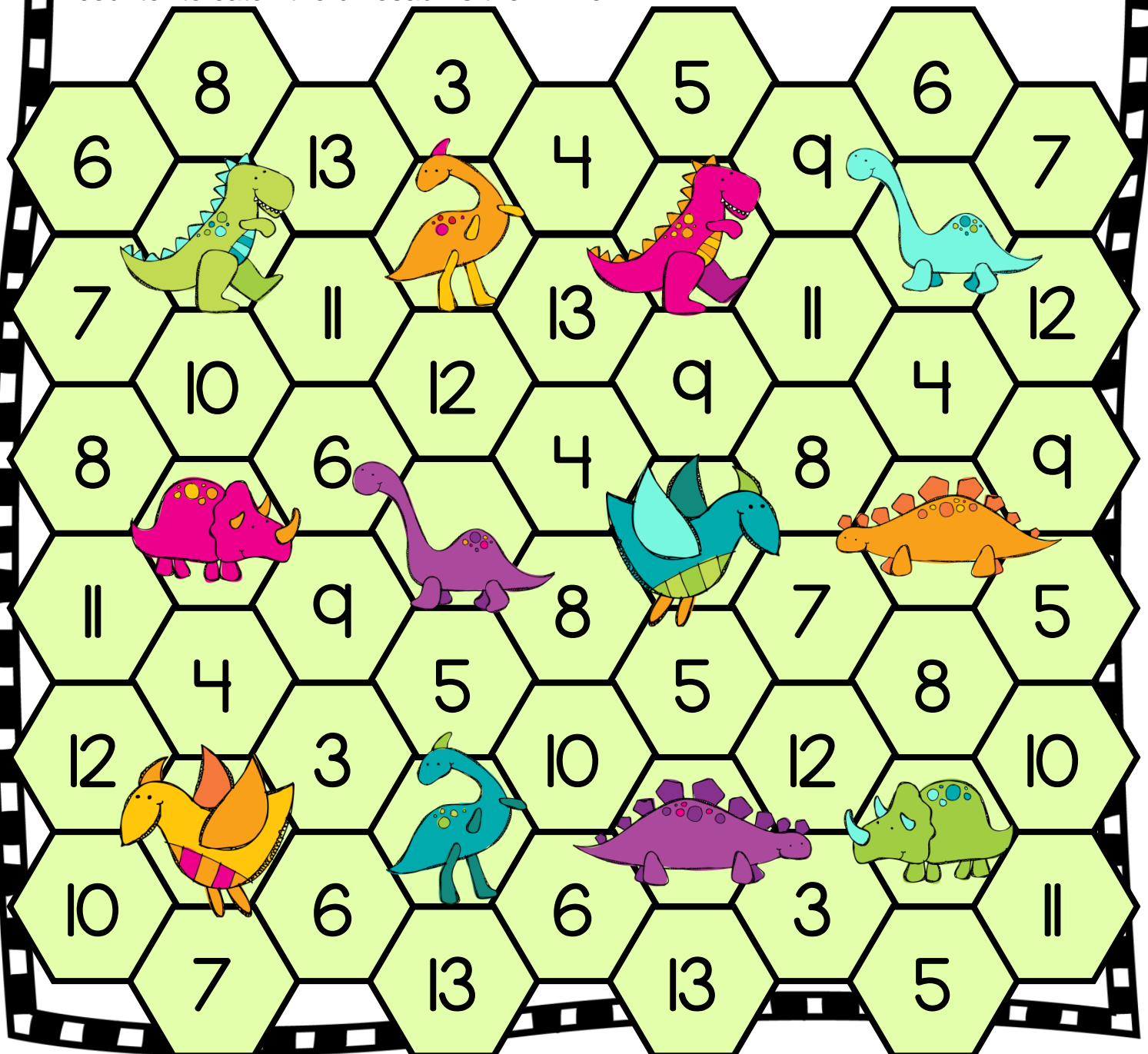
Catch a Dinosaur Take from 15



a game for 2 players

Need: counters, 2 dice

Players take turns to roll the two dice and add the numbers together. The player then takes the total from 15 and covers the answer on the board. e.g. If a player rolls 4 and 2 they would cover 9. Play continues until a dinosaur is caught with a counter on each of the spaces surrounding it. The player who places the last counter to catch the dinosaur is the winner.



Thank You!

Thanks so much for downloading subtraction Board Games Freebie!
I really hope that your students have lots of fun with these games!

Please consider leaving a comment and rating for the product.

Kind regards,

Teresa

For more fun, math games and activities please visit:

www.teacherspayteachers.com/Store/Games-4-Learning

